

APARTAMENT 0.2

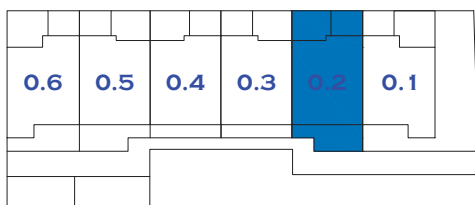
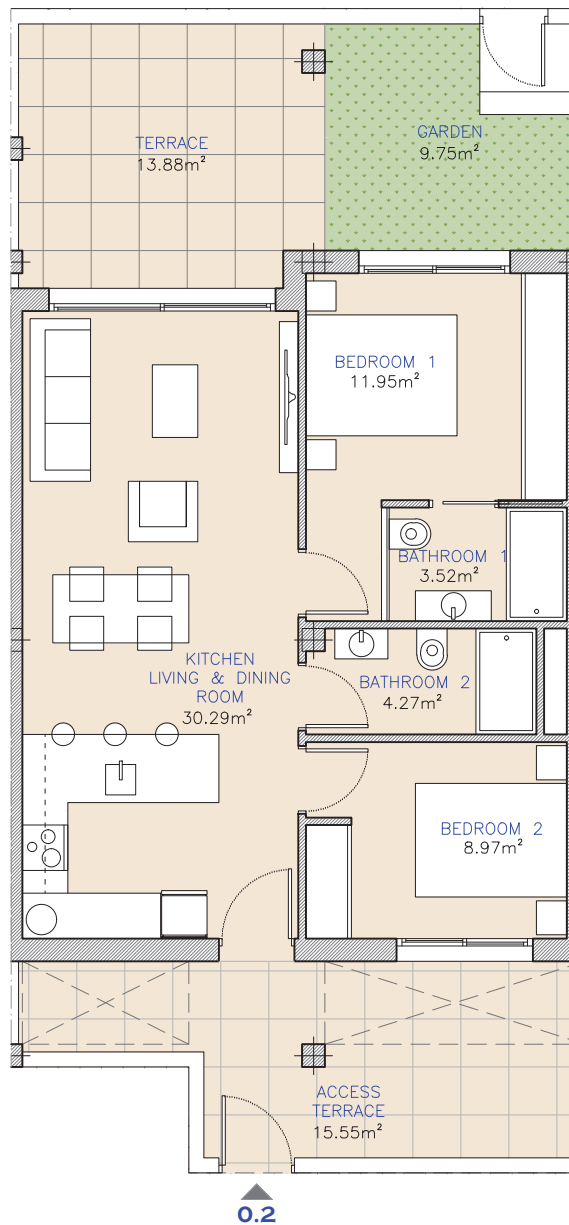
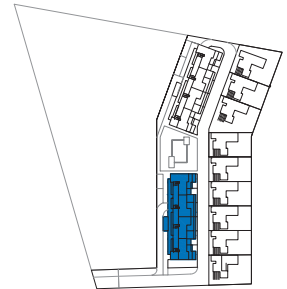
TOTAL BUILT AREA/
SUP. TOTAL CONSTRUIDA.....68,70 M²

TERRACE/
TERRAZA.....13,90 M²

GARDEN/
JARDÍN.....9,75 M²

ACCESS TERRACE/
TERRAZA DE ACCESO.....15,55 M²

TOTAL107,90 M²



Comercial Plans. The information contained in the drawings is subject to variations for technical, commercial or legal reasons. The furnishing included in the drawings is only for information purposes. Planos comerciales. La información contenida en los planos y memoria de calidades queda sujeta a variaciones por motivos técnicos, comerciales o legales. El amueblamiento que aparece en los planos es meramente informativo.